



MYPOS 4.5 – New in this Version

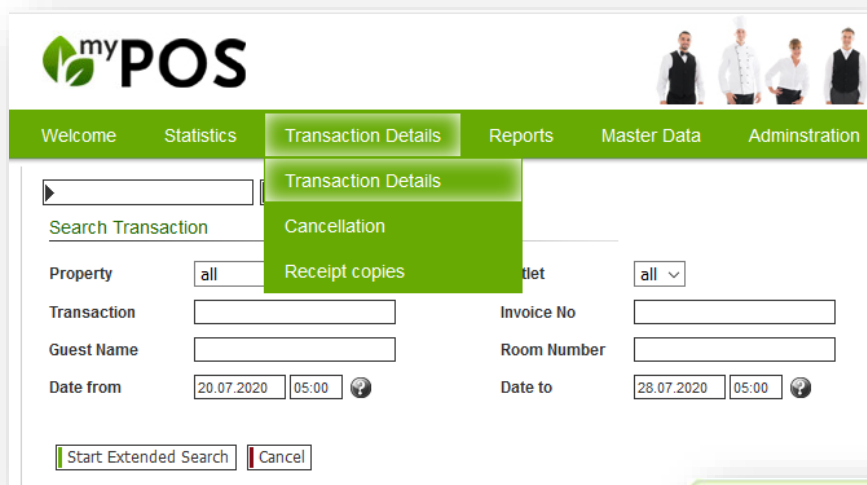
Besides some new functions, this version mainly implements the connection to a Technical Safety Device (TSE) for Germany. German legislation combines this with far-reaching additions to the obligation to record which individual bookings ultimately lead to a business transaction and requires a separate reporting structure. For a complete description of the fiscalization procedure, see the Manual ‚Fiscalization in Europe‘.

As a result, almost every single point of the POS system has been touched and revised. On this occasion we have regrouped various functions.

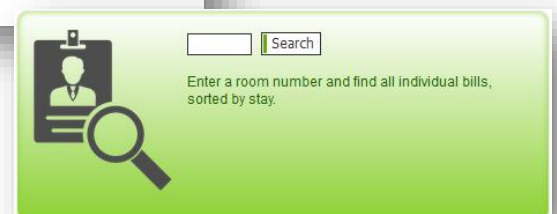
Revised menu navigation

Transaction Data

The search and view of transactions has been revised. No matter whether you only want to check a transaction, carry out a cancellation or create document copies, the first step is to call up the transaction by transaction or invoice number or, using the advanced search, now also by guest name and room number:



On the welcome page you will find a quick search for all sales for a room number.



Once the transaction is found, you will find all functions in the transaction detail view:

myPOS Ihr Kassen-Verwaltungsbackend
You are logged in as: **sadmin** (997) at all

Navigation: Welcome | Statistics | **Transaction Details** | Reports | Master Data | Administration

Search: | |

Transaction 2977

Transaction Data

Transaction	2977	Invoice No	500558		
Service	Thomas Bienmüller (tbr)	Date	07/13/2020 (14:56:40)	Table Number	-
Property	Based on IT GmbH - MPEHotel 1	Outlet	Rezeption	Cash Point	Rezeption links

Payments

Payed by	Card Number	Room No	Guestname	Amount
Barzahlung	--	9900		12,40 EUR

Items

Article	Discount	Gross price	Quantity	Cancellation	Gross Total
Cappuccino		2,70 EUR	1	(-1)	2,70 EUR
Espresso		2,30 EUR	1		2,30 EUR
Obstkuchen		2,90 EUR	1		2,90 EUR
Frische Waffeln		4,50 EUR	1		4,50 EUR
					12,40 EUR

Printer: 192.168.0.65/Epson TM-T20

Canceled after payment

Transaction 2978 **Invoice No** 500559

Cancellation by Art Blakey (sadmin) **Cancellation on** 07/13/2020 (15:02:29) **Table Number** -

Property Based on IT GmbH - MPEHotel 1 **Outlet** Rezeption **Cash Point** Rezeption links

Payments

Payed by	Card Number	Room No	Guestname	Amount
Barzahlung	--	9900		-2,70 EUR

Items

Article	Discount	Gross price	Quantity	Gross Total
Cappuccino		2,70 EUR	-1	-2,70 EUR
				-2,70 EUR

+ Daten von Fiskaltrust

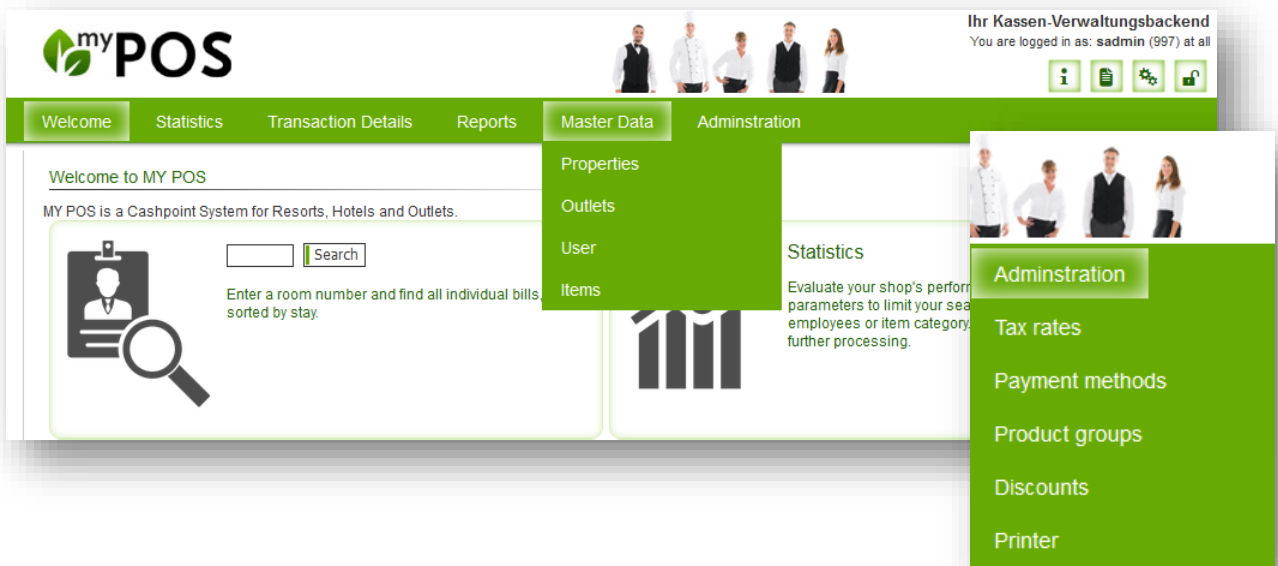


Reports

In addition to the day-end closing (Z-report) and service employee sales (X-report), you will find the financial reports by employee and point of sale as well as the legal and fiscal reports and notifications to be carried out depending on country and authorization.

Master Data and Administration

The top menu items Master Data and Administration now manage the basic settings separately, the content has not changed.



Functions in the MY POS Touchscreen

Express cashpoint: Forgot your wallet?

The function 'Parking' saves all posted items as a transaction and releases the express cash point for further cashing. A prerequisite for this is that both cash register types are activated at this point of sale.



You will find the parked transactions marked with the prefix 'P' when you change the POS type.



View X-Report

The service employee's turnover can now be viewed on the cashpoint screen at any time, even if transactions are still open. The printout on the receipt printer can still be selected.

The screenshot displays the 'myPOS' interface with the date and time '23.07.20 16:51'. The main section is titled 'X-Report' and contains the following data:

*** Sum ***		
Revenue (Receipts)	20,30 EUR	(3)
Tip	5,00 EUR	
TOTAL	25,30 EUR	
Average	23,63 EUR	
Cancel (Receipts)	0,00 EUR	(0)
Cancel (Table)	0,00 EUR	
### Barzahlung ###		
TOTAL	4,20 EUR	(1)
Average	4,20 EUR	
### EC ###		
TOTAL	10,00 EUR	(1)
Average	10,00 EUR	
### KK Amex ###		
TOTAL	11,10 EUR	(1)
Average	11,10 EUR	

On the right side, there is a numeric keypad with buttons for 0-9, a decimal point, a minus sign, and function keys 'C', 'X', and 'OK'. Below the keypad are three large buttons: 'X-Report' (highlighted with a red box), 'Z-Report', and 'Repost Tip'. At the bottom left, there are two buttons: 'Print' (highlighted with a red box) and 'Cancel'. The top right corner of the screen displays 'Outlet: ROM Restaurant', 'Cashpoint: Main Cashpoint', and 'Cashpoint: Dagmar Rüsvey'.

Preview of upcoming versions:

- ERP system connection
- Full and partial cancellation via the MY POS Touchscreen also of older transactions with entry of cancellation reasonsIntroduction of different 'On the House' categories
- Kitchen Monitor

